



The lightest and most powerful outboard in its class

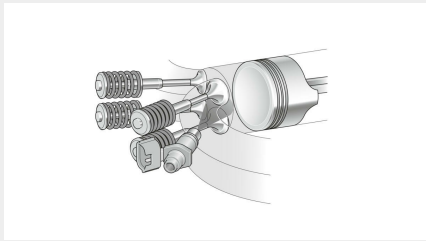
For leisure, pleasure or hard commercial work, the exciting 70hp delivers you the perfectly proportioned, lightweight power package.

The very latest Yamaha marine technologies are built into the 70hp, with revolutionary engine layouts and ingenious intake and exhaust systems. Supreme efficiency is assured by micro-computer controls which monitor every aspect of engine performance, from fuel mixture and combustion efficiency to maintenance scheduling.

A major focus of Yamaha's engine development is on clean-burn technologies that help preserve our environment, yet don't compromise on power, performance or usability.

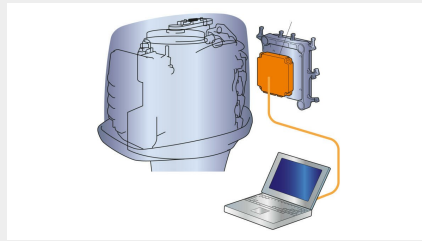


- 16-valve SOHC with EFI (Electronic Fuel Injection)
- Compatible with Yamaha Digital Network Gauges
- PrimeStart™ system for easy starting
- Variable trolling RPM switch
- Wide Range Power Trim & Tilt
- Compact shape with solid one-piece top cowling
- Yamaha Customer Outboard Protection (Y-COP) option
- Tilt Limiter system option
- Single lever steering friction (tiller models)
- High-output alternator
- Shallow Water Drive for cruising close inshore
- Anti-knock control system



EFI system for greater efficiency and economy

Electronic fuel injectors deliver the exact amount of fuel needed for optimum performance and economy. Controlled by the ECM via input from an array of engine sensors, their location just above the intake valves enhances fuel atomisation, resulting in more efficient combustion.



Micro-computer ECM (Engine Control Module)

This micro-computer is the 'brain' hidden inside your engine. It constantly monitors data inputs and settings, ensuring smooth running and optimised ignition timings – as well as automatically activating warning lamps and protection systems. A handy computer access port allows an authorised Yamaha dealer to diagnose any problems.



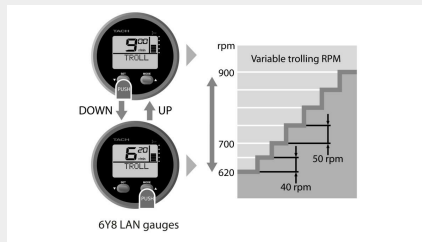
Yamaha Customer Outboard Protection (Y-COP) option

Yamaha's unique Y-COP immobiliser system is a simple, easy to use and highly effective option – the neat and simple remote control locks and unlocks the engine at the push of a button. This prevents your outboard engine being taken for an unauthorised joyride, offering you peace of mind when leaving your boat unattended.



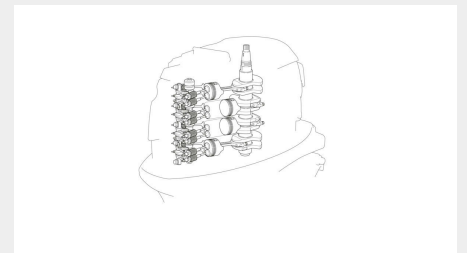
Compact shape and solid one-piece top cowling

With the advanced design and modest overall dimensions of this 4-cylinder unit, our engineers have produced a remarkably compact 996cc powerhouse, but with a low weight that is comparable to a conventional 3-cylinder engine. So the 70hp has power-to-weight ratios that make it the ideal choice for a wide range of boats.



Variable Trolling RPM control

With the press of a button on the optional Digital Network's Tachometer – or via the variable trolling RPM switch on the optional multi-function tiller handle – the driver can adjust the engine speed for relaxed trolling, in precise steps of 50 RPM, between 620 and 900 RPM.



16-valve, in-line 4 cyl, SOHC, EFI

The 70hp's advanced, lightweight powerhead design features a single overhead camshaft (SOHC) with four valves per cylinder, for maximum power and efficiency. A large intake valve area with lightweight pistons and valves give class-leading horsepower-per-litre.

Engine	
Engine type	4-stroke
Displacement	996 cm ³
No. of cylinders/configuration	4 /In-line, 16-valve, SOHC
Bore x stroke	65.0 mm x 75.0 mm
Prop shaft output at mid range	51.5 / 5,800 rpm
Full throttle operating range	5,300 - 6,300 rpm
Lubrication system	Wet sump
Fuel Induction System	EFI
Ignition / advance system	TCI
Starter system	Electric with Prime Start™
Gear ratio	2.33 (28:12)

Dimensions	
Recommended boat transom height	L534X:648mm
Weight with propeller	F70AETL: 119.0kg,F70AETX: 121.0kg
Fuel tank capacity	separate, 25litres
Oil pan capacity	2.1litres

Additional Features	
Control	Remote Control
Trim & tilt method	Power Trim & Tilt
Lighting Coil / Alternator	12V -15Awith rectifier/regulator
Engine immobiliser	YCOP optional
Propeller	Optional
Variable Trolling RPM	With DN Gauges or m-f tiller handle
Shift Dampener System (SDS)	Optional
Remark	The kW data in this sheet is based on the ICOMIA 28 standard, measured at the prop shaft

All information in this brochure is given for general guidance only and is subject to change without prior notice. The photographs featured show boats being driven by professionals and no recommendation or guidance in respect of safe operation or style of use is intended or implied by the publication of any of these images. Always respect the local maritime regulations. Always wear the recommended personal floatation device and safety equipment when boating.